Coesprene®

Gresintex
Dalmine Resine
Sirci
SERI GROUP

catalogo
catalogue

2022/23

www.coescompany.com

Indice

Il sistema / The system	Pag. 3
Giunzione / Connection	Pag. 6
Installazione / Installation	Pag. 7
Campi d'impiego / Fields of use	Pag. 9
Trasporto e stoccaggio / Transport and storage	Pag. 10
Tubi multistrato in PP con cariche rinforzanti *Multilayer pipes in PPC + reinforcing charges*	Pag. 11
Raccordi PP / PP fittings	Pag. 13
Allacciamenti agli apparecchi sanitari *Connections to sanitary fixtures*	Pag. 19
Allacciamenti W.C. / WC connections	Pag. 26
Raccordi di collegamento ad altri materiali *Fittings for connecting to other materials*	Pag. 27
Attrezzature	Pag. 29

Coesprene® è il sistema di scarico ad innesto realizzato in polipropilene copolimero + cariche rinforzanti, eccezionalmente robusto e resistente alle sollecitazioni meccaniche.
Il programma è costituito da tubo multistrato mono e doppio bicchiere, da raccordi realizzati in PP dal diam. 32 al 160mm. Nei tubi e nei raccordi è montata una guarnizione **"monolabbro"** per garantire una maggior tenuta idraulica anche in condizioni di controflusso.
Il PP copolimero è composto da una catena molecolare di polipropilene ed etilene, la cui combinazione conferisce maggiore elasticità.
Test di laboratorio dimostrano una resistenza all'invecchiamento superiore ai 50 anni.
I tubi e i raccordi Coesprene® sono conformi alla norma UNI EN 1451-1.

Coesprene® is an insert joint drainage system made of copolymer polypropylene + reinforcing charges that has exceptional strength and is resistance to mechanical stress.
*The product line consists of a multilayer pipe with mono and dual sockets, and fittings in PP, ranging from a diameter of 32 mm up to 160 mm.Pipes and fittings have a **"mono-lip"** seal that ensures great hydraulic seal even during backflow. The PP copolymer is composed of a molecular chain of polypropylene and ethylene, whose combination gives greater elasticity. Laboratory tests demonstrate resistance to aging of over 50 years.*
Coesprene® pipes and fittings are compliant with standard UNI EN 1451-1.

- TUBI MULTISTRATO CON STRATO INTERMEDIO IN PP COPOLIMERO + CARICHE RINFORZANTI PER CONFERIRE MAGGIORE ROBUSTEZZA
- OTTIMA RESISTENZA ALLE BASSE TEMPERATURE, ALLE ACQUE BOLLENTI, AGLI AGENTI CHIMICI
- GUARNIZIONE "MONO LABBRO" PER UNA PERFETTA TENUTA IDRAULICA ANCHE IN CONDIZIONI DI CONTROFLUSSO

- *MULTILAYER PIPES WITH COPOLYMER PPC INTERMEDITE LAYER + REINFORCING CHARGES FOR INCREASED STRENGTH*
- *EXCELLENT RESISTANCE TO LOW TEMPERATURES, VERY HOT WATER AND CHEMICAL AGENTS*
- *"MONO LIP" SEAL FOR A PERFECT HYDRAULIC SEAL EVEN DURING BACKFLOW*

Il coesprene® è certificato con:
Coesprene® is certified with:

Test di robustezza

Test di Balldropp

Per provare l'eccezionale robustezza del sistema Coesprene® è stato eseguito il **test di Balldropp**, secondo le norme EN 1451-1 e EN 744.
Consiste nel sottoporre i provini di prodotto ad una forza d'urto di peso variabile (minimo 0,5kg- massimo 4 kg) e da un'altezza di 1 e 2 metri.
I provini esaminati (spezzoni di tubo Coesprene® Multilayer Pipe da 30-40 cm, diam. 110 mm) sono stati condizionati ad una temperatura di 0°C.

Strength testing

Balldrop tests

The Balldrop test *is performed to test the exceptional strength of the Coesprene® system, in accordance with EN 1451-1 and EN 744.*
It consists in subjecting the product samples to a force of impact of variable weight (minimum 0.5 Kg - Maximum 4 Kg) at a height of 1 and 2 metres.
The test specimens under examination (Coesprene® Multilayer Pipe sections 30 to 40 cm long, diam. 110 mm) were conditioned at a temperature of 0°C.

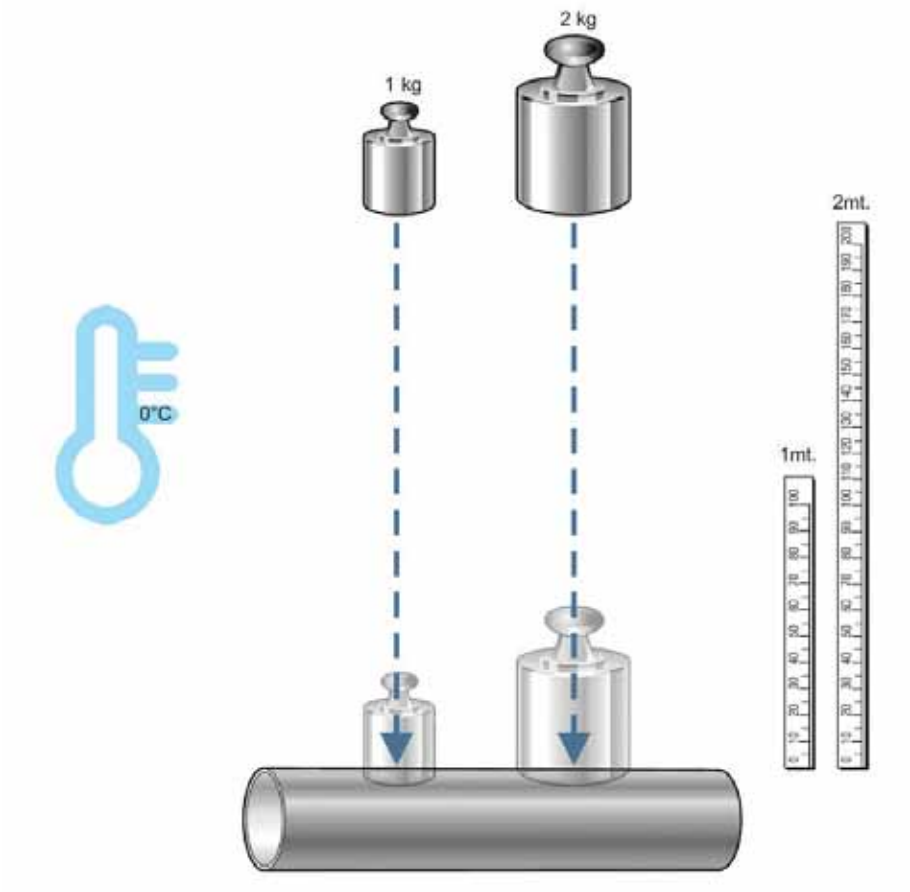

Coesprene®

1 Kg 1m	Provino 1 / *sample 1*	ok
	Provino 2 / *sample 2*	ok
2 Kg 1m	Provino 1 / *sample 1*	ok
	Provino 2 / *sample 2*	ok
1 Kg 2m	Provino 1 / *sample 1*	ok
	Provino 2 / *sample 2*	ok
2 Kg 2m	Provino 1 / *sample 1*	ok
	Provino 2 / *sample 2*	ok

Risultati:
Tutti i provini Coesprene® Multilayer Pipe hanno superato la prova di robustezza

Results:
All Coesprene® Multilayer Pipe samples passed the strength test

I tubi Coesprene®

Coesprene® Multilayer Pipe è la gamma di tubi multistrato in polipropilene copolimero (catena molecolare di polipropilene ed etilene) + cariche rinforzanti, dal diam. 32 al 160 mm.

Marcatura del tubo
COES, Coesprene®, Multilayer Pipe, nr. trafila, PP, DN x spessore, HTEM o HTDM, certificati e norme di riferimento, data di produzione.

Resistenza chimica
Coesprene®resiste ad un grandissimo numero di agenti chimici, secondo ISO/TR 10358.

Gamma
Dal DN 32 al 160mm.
I tubi sono disponibili anche nella versione doppio bicchiere fino al DN 125mm.

Coesprene® pipes

Coesprene® Multilayer Pipe is the range of multilayer pipes made of polypropylene copolymer (molecular chain of polypropylene and ethylene) + reinforcing charges, diam. 32 to 160 mm.

Pipe marking
COES, Coesprene®, Multilayer Pipe, Extruder no., PP, DN x thickness, HTEM or HTDM, certificates and reference name, production date.

Chemical resistance
Coesprene® resists to a very large number of chemical agents, in according to with ISO/TR 10358

Range
From DN 32 to 160mm. Pipes are also available in double-socket version up to DN 125mm.

Strato esterno / *Outer layer:*
di colore grigio, in PP copolimero / in *grey colour, made of PP copolymer*
•Elevata robustezza / *High strength*
•Maggiore elasticità conferita dal copolimero / *Increased elasticity conferred by the copolymer*

Bicchiere / *Socket:*
•Giunzione ad innesto semplice e affidabile / *Insert joint connection for simple and reliable fitting*
•Con guarnizione "monolabbro" / *With"mono-lip" seal*

Strato interno / *Inner layer:*
di colore bianco, in PP copolimero / *in white colour, made of PP copolymer*
•Agevole scorrimento dei fluidi / *Easy flow of fluids*
•Facile ispezione interna, grazie al colore bianco delle pareti / *Easy internal inspection thanks to the white colour of the layer*

Strato intermedio / *Intermediate layer:*
di colore nero, in PP copolimero + cariche rinforzanti / in *black colour, made of PP copolymer + reinforcing charges*
•Stabilità dimensionale */ Dimensional stability*

I raccordi Coesprene®

I raccordi Coesprene® sono realizzati in PP.
Nel bicchiere dei raccordi è montata una guarnizione **"monolabbro"** per garantire una maggiore tenuta idraulica anche in condizioni di controflusso.

Coesprene® fittings

Coesprene® fittings are made of PP.
*A **"mono-lip"** seal is positioned in the fittings socket to ensure a better hydraulic seal, even during backflow.*

Diametri dei bicchieri

Le dimensioni dei bicchieri sono conformi alla norma UNI-EN 1451-1 e utilizzano guarnizioni PGL. Gli spessori dei tubi e dei raccordi Coesprene® dal diametro 32mm al diametro 160 mm sono conformi alla norma UNI-EN 1451-1.

Socket diameters

The dimensions of the sockets are compliant with standard UNI-EN 1451-1 and use PGL seals. The thicknesses of Coesprene® pipes and fittings, with diameters ranging from 32mm to 160 mm, are compliant with standard UNI-EN 1451-1.

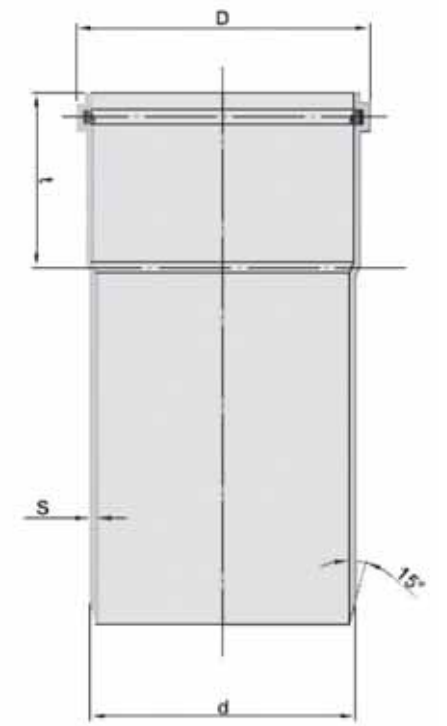

Dimensionale dei bicchieri
Socket dimensions

d	s	D	t
32	1,8	42	46
40	1,8	54	51
50	1,8	64	52
75	1,9	89	55
90	2,2	106	59
110	2,7	128	64
125	3,1	145	72
160	3,9	184	82

Giunzione ad innesto / *"Socket" Connection*

Istruzioni per la giunzione / *Connection instructions*

La giunzione mediante "innesto" a bicchiere è facile e veloce:

Socket connection is fast and easy:

Fig.1

1) Pulire le estremità del tubo e del raccordo.

1) Clean the ends of pipe and fitting.

Fig.2

2) Controllare l'integrità della guarnizione del bicchiere (Fig.1).

2) Check the integrity of the socket seal (Fig.1).

3) Lubrificare la parte da innestare con il lubrificante COES (Fig.2).

3) Lubricate the part to be inserted with COES lube (Fig.2).

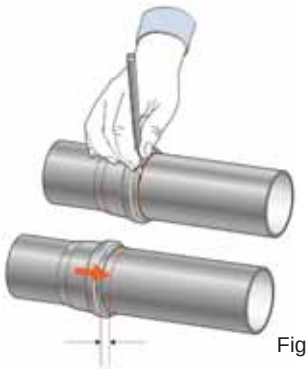

Fig.3

4) Innestare il tubo / raccordo fino alla battuta del bicchiere; quindi sfilarlo di 10mm (Fig.3).

4) Insert the pipe up to the abutment of the socket; then slide it out 10 mm (Fig.3).

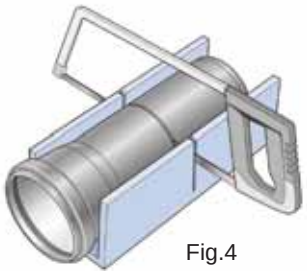

Fig.4

5) I tubi e raccordi Coesprene® hanno l'estremità perfettamente smussata per facilitare l'innesto.
Se si usano spezzoni di tubo eseguire un taglio in modo preciso e perpendicolare (Fig.4).
Quindi, per non danneggiare la guarnizione durante l'innesto, eseguire la smussatura usando l'apposita attrezzatura (Fig. 5).

5) Coesprene® pipes and fittings have perfectly bevelled ends to facilitate insertion. If using pipe sections, make a clear and perpendicular cut (Fig.4).
Therefore, in order not to damage the seal during insertion, make sure to perform bevelling using the appropriate tool (Fig. 5).

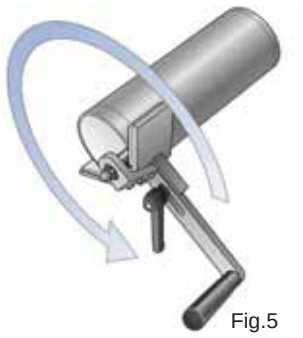

Fig.5

Installazione

La progettazione e il dimensionamento delle reti di scarico e delle acque meteoriche deve tener conto della norma UNI 12056-1-2.
Per l'istallazione e utilizzo del sistema Coesprene® tenere conto di eventuali disposizioni o leggi nazionali.
Il sistema di giunzione ad innesto garantisce la tenuta idraulica.Eventuali sollecitazioni meccaniche devono essere considerate in fase di progetto e montaggio per non pregiudicare la tenuta idraulica del sistema.

Gli impianti devono essere fissati mediate bracciali, posti sotto al bicchiere, al fine di impedirne lo scivolamento (Fig. 1).

La distanza massima tra i bracciali non devesuperare:
●per tubazioni orizzontali, 10 volte il diametro della tubazione.
●per tubazioni verticali, 15 volte il diametro della tubazione.
Inoltre tutti i raccordi che producono una variazione di direzione dell'impianto devono essere adeguatamente staffati per prevenire lo sfilamento del bicchiere in caso di sovrappressione accidentale.
La colonna d'acqua non deve superare l'altezza massima di 5 metri.

Per inserire una braga in una tubazione già esistente si utilizza il manicotto a tripla profondità HTLL procedendo in questo modo:

1. tagliare una porzione di tubo dell'impianto esistente pari alla lunghezza della braga da inserire più la profondità di innesto del mani cotto HTLL;
2. inserire il manicotto HTU sull'estremità del tubo inferiore;
3.inserire il manicotto HTLL sull'estremità di tubo superiore fino a battuta;
4. innestare la braga HTES sul manicotto HTLL
5. far scorrere verso il basso il manicotto HTLL inserendola nella braga HTEA.

E' possible riutilizzare spezzoni di tubo avanzati congiungendoli mediate manicotti HTU o manicotti a doppio bicchiere (Fig.3).

Fastening the system

The design and sizing of sewage and rainwater systems must take into account standard UNI 12056-1-2.
For the installation and use of Coesprene® system, please take into account of any national provisions or laws.
The socket system ensures the hydraulic seal. Any mechanical stress must be taken into account during design and assembly, so as not to affect the integrity of the system's hydraulic seal.

Pipes must be fastened using bracelets, placed under the socket, in order to prevent it from slipping (Fig. 1).

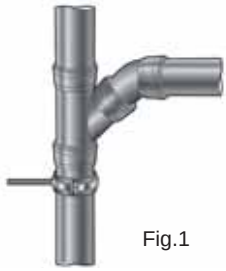

Fig.1

The maximum distance between the bracelets must not exceed:
- *10 times the diameter of the pipe for horizontal pipes;*
- *15 times the diameter of the pipe for vertical pipes.*

Moreover, all fittings which involve a change in direction of the system must be properly clamped to prevent the socket from slipping in the event of accidental excess pressure.
The water column should not exceed a maximum height of 5 metres.

To insert a new branch into an existing pipe use a triple depht sleeve (HTLL) and follow the step below:

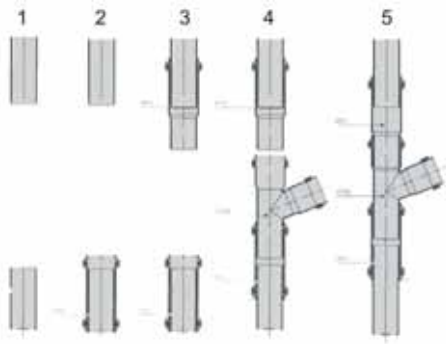

1- cut a pipe section from the existing system. The lenght of the section must be equal to the new branch lenght plus the insert depht of the triple depht sleeve.
2- insert HTu sleeve on the lower end of the existing pipe
3- insert HTLL sleeve on the upper end of the existing pipe until abutment
4- insert HTEA branch into HTLL sleeve
5- slide down together HTEA branch and HTLL sleeve until insertion into the HTU sleeve below

Fig.3

It is possible to reuse pipe sections left over by joining them using HTU sleeves or sleeves with double sockets (Fig. 3).

La lunghezza del bicchiere d'innesto è stata calcolata per assorbire dilatazioni termiche di singole lunghezze costruttive, non superiori a 2 metri.
E' consuetudine valutare le dilatazioni termiche di 5mm per metro, nello scarico di acque usate, 2mm per metro nelle colonne pluviali.
L'impianto deve essere costruito in modo da non impedire le dilatazioni termiche. A questo scopo sotto al manicotto di ogni tubo, di ogni lunghezza costruttiva, verrà costruito un punto fisso che bloccherà quella parte di impianto, lasciando il rimanente libero di dilatarsi.

The socket length has been calculated to absorb thermal expansions of pipes of 2 meters maximum lenght.
It is normal practice to estimate thermal expansion as 5 mm per metre for waste water drainage and 2 mm per metre for downpipe columns.
The system must be built in such a way that thermal expansion is not prevented.
A fixed point that blocks that part of the system must be installed under the socket of each pipe. The rest of the system is free to expand.

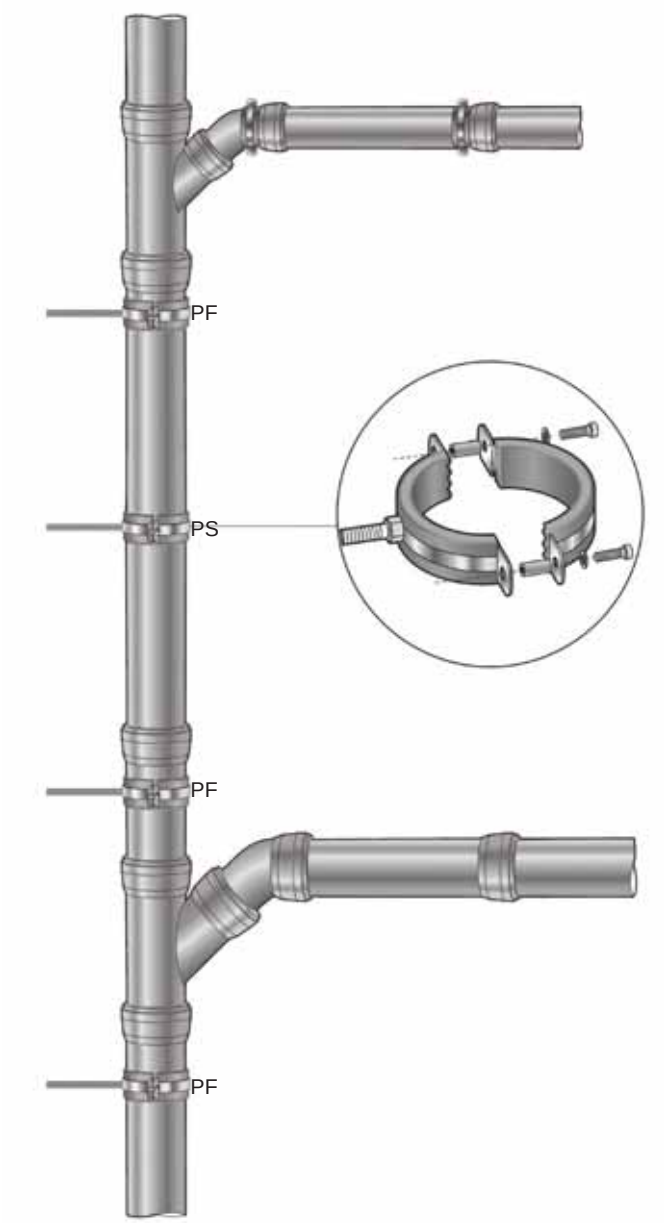

Accessori antifiamma: Il manicotto antincendio

Per il funzionamento e l'installazione del manicotto antincendio consultare le istruzioni d'installazione del Coestilen®.

Fire resistance accessories: Fire protection sleeve

To operate and install the fire protection sleeve, consult the Coestilen® system installation instructions.

Campi d'impiego

Coesprene® è stato progettato per lo scarico all'interno dei fabbricati civili e industriali, per i seguenti campi di impiego:

- **Scarico di apparecchi sanitari**
- **Scarico di lavatrici, lavastoviglie**
- **Scarico prolungato di acqua di rifiuto** (grandi cucine, lavanderie, impianti industriali)
- **Scarico di fluidi aggressivi in scuole, laboratori e fabbriche industriali** (in questo caso la resistenza chimica del materiale alla temperatura d'impiego può essere indicativamente ricavata dalla ISO/TR 10358)

- **Deflusso dell'acqua piovana all'interno degli edifici**
- **Colonne e diramazioni di ventilazione** (DIN 1986/4)

Condizioni di impiego
Temperatura massima dei fluidi convogliati non in pressione: 95°C.

N.B. Coesprene® non può essere utilizzato per il convogliamento delle acque di scarico contenenti benzina o benzolo (DIN 1986/3,2.3).

Fields of use

Coesprene® is designed for internal drainage systems of civil and industrial buildings, in the following areas of application:

- ***Sanitary fixtures drainage***
- ***Washing machine and dishwasher drainage***
- ***Prolonged waste water drainage*** *(large kitchens, laundries, industrial systems)*
- ***Aggressive fluid drainage in schools, laboratories and industrial plants*** *(in this case, the chemical resistance of the material at operating temperature can be foundindicatively in ISO/TR 10358)*

- ***Rainwater run-off inside buildings***
- ***Ventilation branches and columns*** *(DIN 1986/4)*

Operating conditions
Maximum temperature of conveyed fluids not under pressure: 95°C.

N.B. Coesprene® cannot be used to convey waste water containing petrol or benzene (DIN 1986/3,2.3).

Trasporto / *Transport*

Evitare il trasporto disordinato, nel caso in cui i tubi siano tolti dal loro imballo di fabbrica (Fig. 1).
In event of pipes being removed from their factory packaging avoid disorderly transportation, (Fig.1).

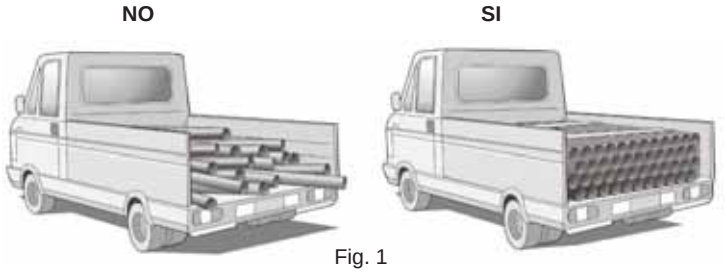

Fig. 1

Evitare lo strisciamento in terra o sulle pereti dell'automezzo (Fig. 2).
Avoid dragging pipes on the ground or against the sides and tailgate of the vehicle (Fig.2).

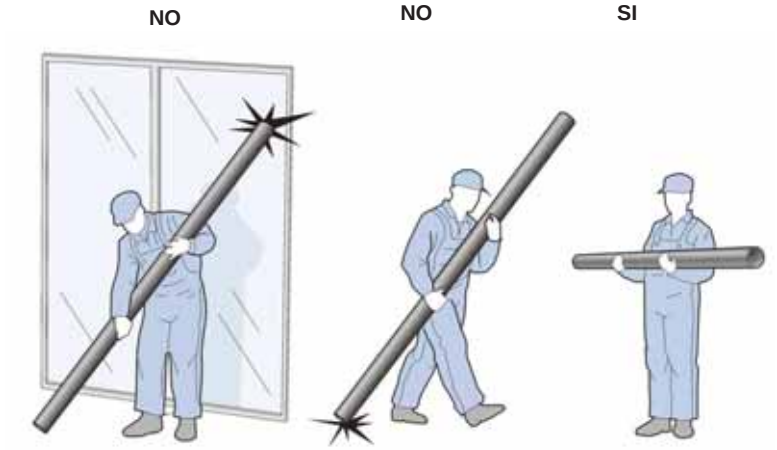

Fig. 2

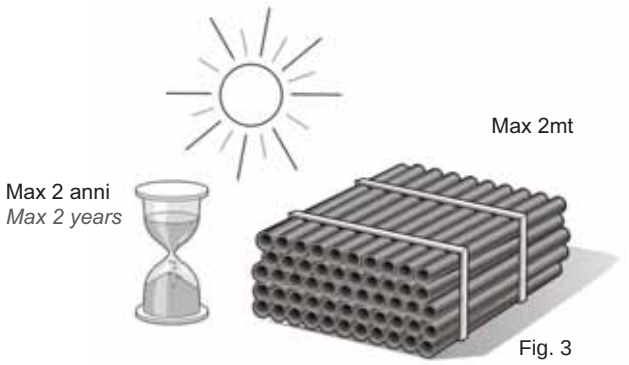

Fig. 3

Stoccaggio

Accatastamento dei tubi
-Appoggiare i tubi lisci su superfici prive di asperità;
i tubi bicchierati sono confezionati in appositi telai per evitare deformazioni.
-Per l'accatastamento non superare l'altezza di 1,50m.
-Lo stoccaggio all'aperto non deve essere superiore ai 2 anni.

Immagazinaggio dei raccordi
-Per i raccordi usare le stesse cautele dei tubi.
-Evitare ogni contatto con benzina o Benzolo.

Storage

Pipe stacking
- Place smooth pipes on flat surfaces; socketed pipes are packaged using special frames to prevent warping.
- Do not exceed 1.5 m in height when stacking.
- Outdoor storage must not exceed 2 years.

Fitting storage
- The same criteria used for pipes also apply to fittings.
- Avoid contact with petrol or Benzene.

Tubo Multilayer Pipe con un bicchiere HTEM

- *Coesprene Multilayer Pipe® with one socket HTEM*
- *Tube Coesprene Multilayer Pipe® doté d'emboîtement unique TEM*
- *Rohr Coesprene Multilayer Pipe® mit einem Becher HTEM*
- *Tubo Coesprene Multilayer Pipe® con una boquilla HTEM*

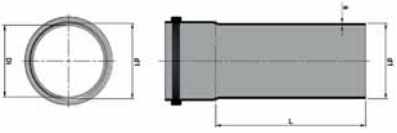

codice	d	di	L	s	S*	Conf.	Pallet
F8PTU0301	32	28,4	150	1,8	20	40	2240
F8PTU0302	32	28,4	250	1,8	20	40	2240
F8PTU0305	32	28,4	500	1,8	20	35	420
F8PTU0310	32	28,4	1000	1,8	20	35	420
F8PTU0315	32	28,4	1500	1,8	20	35	420
F8PTU0320	32	28,4	2000	1,8	20	35	420
F8PTU0330	32	28,4	3000	1,8	20	35	420
F8PTU0401	40	36,4	150	1,8	20	30	1680
F8PTU0402	40	36,4	250	1,8	20	40	1600
F8PTU0405	40	36,4	500	1,8	20	35	420
F8PTU0410	40	36,4	1000	1,8	20	35	420
F8PTU0415	40	36,4	1500	1,8	20	35	420
F8PTU0420	40	36,4	2000	1,8	20	35	420
F8PTU0430	40	36,4	3000	1,8	20	35	420
F8PTU0501	50	46,4	150	1,8	20	25	1400
F8PTU0502	50	46,4	250	1,8	20	30	1200
F8PTU0505	50	46,4	500	1,8	20	24	288
F8PTU0510	50	46,4	1000	1,8	20	24	288
F8PTU0515	50	46,4	1500	1,8	20	24	288
F8PTU0520	50	46,4	2000	1,8	20	24	288
F8PTU0530	50	46,4	3000	1,8	20	24	288
F8PTU0701	75	71,2	150	1,9	20	30	800
F8PTU0702	75	71,2	250	1,9	20	25	500
F8PTU0705	75	71,2	500	1,9	20	12	144
F8PTU0710	75	71,2	1000	1,9	20	12	144
F8PTU0715	75	71,2	1500	1,9	20	12	144
F8PTU0720	75	71,2	2000	1,9	20	12	144
F8PTU0730	75	71,2	3000	1,9	20	12	144
F8PTU0901	90	85,4	150	2,3	20	25	500
F8PTU0902	90	85,4	250	2,3	20	15	300
F8PTU0905	90	85,4	500	2,3	20	9	108
F8PTU0910	90	85,4	1000	2,3	20	9	108
F8PTU0915	90	85,4	1500	2,3	20	9	108
F8PTU0920	90	85,4	2000	2,3	20	9	108
F8PTU0930	90	85,4	3000	2,3	20	9	108
F8PTU1101	110	104,6	150	2,7	20	15	360
F8PTU1102	110	104,6	250	2,7	20	10	240
F8PTU1105	110	104,6	500	2,7	20	9	81
F8PTU1110	110	104,6	1000	2,7	20	9	81
F8PTU1115	110	104,6	1500	2,7	20	9	81
F8PTU1120	110	104,6	2000	2,7	20	9	81
F8PTU1130	110	104,6	3000	2,7	20	9	81
F8PTU1202	125	118,8	250	3,1	20	18	216
F8PTU1205	125	118,8	500	3,1	20	6	72
F8PTU1210	125	118,8	1000	3,1	20	6	72
F8PTU1215	125	118,8	1500	3,1	20	6	72
F8PTU1220	125	118,8	2000	3,1	20	6	72
F8PTU1230	125	118,8	3000	3,1	20	6	72
F8PTU1602	160	152,2	250	3,9	20	5	75
F8PTU1605	160	152,2	500	3,9	20	4	36
F8PTU1610	160	152,2	1000	3,9	20	4	36
F8PTU1615	160	152,2	1500	3,9	20	4	36
F8PTU1620	160	152,2	2000	3,9	20	4	36
F8PTU1630	160	152,2	3000	3,9	20	4	36

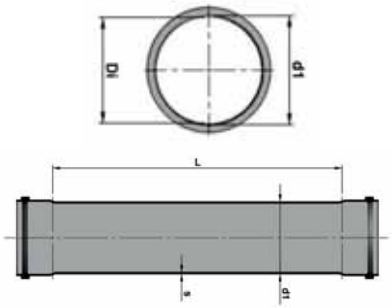

Tubo Multilayer Pipe con due bicchieri HTDM
•Coesprene Multilayer Pipe® with two sockets HTDM
•Tube Coesprene Multilayer Pipe® doté d'emboîtement double HTDM
•Rohr Coesprene Multilayer Pipe® mit zwei Bechern HTDM
•Tubo Coesprene Multilayer Pipe® con dos boquillas HTDM

codice	d	di	L	s	S*	Conf.	Pallet
F8PTD0305	32	28,4	500	1,8	20	35	420
F8PTD0310	32	28,4	1000	1,8	20	35	420
F8PTD0315	32	28,4	1500	1,8	20	35	420
F8PTD0320	32	28,4	2000	1,8	20	35	420
F8PTD0330	32	28,4	3000	1,8	20	35	420
F8PTD0405	40	36,4	500	1,8	20	35	420
F8PTD0410	40	36,4	1000	1,8	20	35	420
F8PTD0415	40	36,4	1500	1,8	20	35	420
F8PTD0420	40	36,4	2000	1,8	20	35	420
F8PTD0430	40	36,4	3000	1,8	20	35	420
F8PTD0505	50	46,4	500	1,8	20	24	288
F8PTD0510	50	46,4	1000	1,8	20	24	288
F8PTD0515	50	46,4	1500	1,8	20	24	288
F8PTD0520	50	46,4	2000	1,8	20	24	288
F8PTD0530	50	46,4	3000	1,8	20	24	288
F8PTD0705	75	71,2	500	1,9	20	12	144
F8PTD0710	75	71,2	1000	1,9	20	12	144
F8PTD0715	75	71,2	1500	1,9	20	12	144
F8PTD0720	75	71,2	2000	1,9	20	12	144
F8PTD0730	75	71,2	3000	1,9	20	12	144
F8PTD0905	90	85,4	500	2,3	20	9	108
F8PTD0910	90	85,4	1000	2,3	20	9	108
F8PTD0915	90	85,4	1500	2,3	20	9	108
F8PTD0920	90	85,4	2000	2,3	20	9	108
F8PTD0930	90	85,4	3000	2,3	20	9	108
F8PTD1105	110	104,6	500	2,7	20	9	81
F8PTD1110	110	104,6	1000	2,7	20	9	81
F8PTD1115	110	104,6	1500	2,7	20	9	81
F8PTD1120	110	104,6	2000	2,7	20	9	81
F8PTD1130	110	104,6	3000	2,7	20	9	81
F8PTD1205	125	118,8	500	3,1	20	6	72
F8PTD1210	125	118,8	1000	3,1	20	6	72
F8PTD1215	125	118,8	1500	3,1	20	6	72
F8PTD1220	125	118,8	2000	3,1	20	6	72
F8PTD1230	125	118,8	3000	3,1	20	6	72

S* serie dimensionale prevista dalla norma EN1519-1 ● S* Dimension series under the standard EN15191
● Série S dimensionnée conformément à la norme EN1519 1 ● S* Größenserien nach Vorgabe der Norm DIN EN15191
● S* serie dimensional prevista por la norma EN15191

Curva HTB
•Bend HTB
•Courbe HTB
•Bogen HTB
•Codo HTB

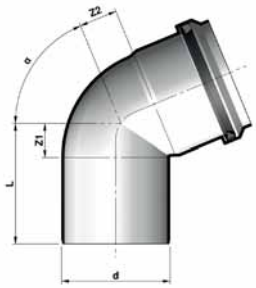

codice	d	α	Z1	Z2	L	Conf.
F9PGO0315	32	15°	3	7	54	40
F9PGO0330	32	30°	6	7	52	40
F9PGO0345	32	45°	8	10	55	40
F9PGO0367	32	67,5°	13	15	60	40
F9PGO0387	32	87,5°	14	16	62	40
F9PGO0415	40	15°	5	8	54	40
F9PGO0430	40	30°	7	11	56	40
F9PGO0445	40	45°	10	14	59	40
F9PGO0467	40	67,5°	16	20	65	40
F9PGO0480	40	80°	20	24	69	40
F9PGO0487	40	87,5°	23	26	72	40
F9PGO0515	50	15°	5	9	55	30
F9PGO0530	50	30°	9	12	59	30
F9PGO0545	50	45°	12	16	62	30
F9PGO0567	50	67,5°	20	23	70	30
F9PGO0580	50	80	24	28	74	30
F9PGO0587	50	87,5°	28	31	78	30
F9PGO0715	75	15°	7	11	64	20
F9PGO0730	75	30°	12	15	69	20
F9PGO0745	75	45°	18	21	75	20
F9PGO0767	75	67,5°	28	31	85	20
F9PGO0780	75	80°	35	38	92	20
F9PGO0787	75	87,5°	40	43	97	20
F9PGO0915	90	15°	8	13	78	20
F9PGO0930	90	30°	14	20	84	20
F9PGO0945	90	45°	21	27	91	20
F9PGO0967	90	67,5°	34	40	104	20
F9PGO0987	90	87,5°	50	56	120	20
F9PGO1115	110	15°	9	14	74	20
F9PGO1130	110	30°	17	21	82	20
F9PGO1145	110	45°	25	29	90	20
F9PGO1167	110	67,5°	40	44	105	20
F9PGO1180	110	80°	50	54	115	20
F9PGO1187	110	87,5°	57	61	122	20
F9PGO1215	125	15°	10	14	92	10
F9PGO1230	125	30°	10	15	92	15
F9PGO1245	125	45°	28	33	110	10
F9PGO1267	125	67,5°	45	50	127	10
F9PGO1287	125	87,5°	65	70	147	10
F9PGO1615	160	15°	12	18	11	10
F9PGO1630	160	30°	29	23	123	10
F9PGO1645	160	45°	42	36	136	10
F9PGO1687	160	87,5°	89	83	183	5

Braga HTEA
•Branch HTEA
•Embranchement HTEA
•Abzweigung HTEA
•Derivación HTEA

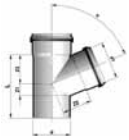

codice	d/d1	α	z1	z2	z3	L	Conf.
F9PB40303	32/32	45°	9	40	40	95	20
F9PB60303	32/32	67,5°	16	25	33	96	20
F9PB80303	32/32	87,5°	23	18	25	70	20
F9PB40403	40/32	45°	14	44	46	95	20
F9PB60403	40/32	67,5°	10	49	49	100	10
F9PB40404	40/40	45°	10	49	49	110	20
F9PB60404	40/40	67,5°	16	33	33	98	20
F9PB80404	40/40	87,5°	23	25	25	97	20
F9PB40504	50/40	45°	5	56	54	109	20
F9PB60504	50/40	67,5°	14	39	35	99	20
F9PB80504	50/40	87,5°	23	30	35	98	20
F9PB40505	50/50	45°	12	61	61	129	20
F9PB60505	50/50	67,5°	20	41	41	111	20
F9PB80505	50/50	87,5°	28	30	30	108	20
F9PB40704	75/40	45°	7	74	67	117	20
F9PB60704	75/40	67,5°	9	52	40	106	20
F9PB80704	75/40	87,5°	22	42	26	105	20
F9PB40705	75/50	45°	1	79	74	130	20
F9PB60705	75/50	67,5°	14	54	46	117	20
F9PB80705	75/50	87,5°	27	43	31	115	20
F9PB40707	75/75	45°	18	91	91	162	20
F9PB60707	75/75	67,5°	28	59	59	140	20
F9PB80707	75/75	87,5°	40	43	43	136	20
F9PB40904	90/40	45°	3	89	81	148	15
F9PB80904	90/40	87,5°	27	50	31	128	15
F9PB40905	90/50	45°	15	89	81	145	15
F9PB80905	90/50	87,5°	27	50	31	130	15
F9PB40909	90/90	45°	23	109	109	200	15
F9PB80909	90/90	87,5°	46	51	51	171	15
F9PB41104	110/40	45°	24	99	84	125	20
F9PB61104	110/40	67,5°	3	71	48	116	20
F9PB81104	110/40	87,5°	23	59	27	115	20
F9PB41105	110/50	45°	17	104	91	139	20
F9PB61105	110/50	67,5°	8	73	54	127	20
F9PB81105	110/50	87,5°	28	60	32	125	20
F9PB41107	110/75	45°	1	116	109	175	20
F9PB61107	110/75	67,5°	22	78	67	154	20
F9PB81107	110/75	87,5°	40	60	45	150	20
F9PB81109	110/90	87,5°	40,7	62,4	51,5	215	20
F9PB41109	110/90	45°	9,3	124,4	118,5	250	20
F9PB41111	110/110	45°	25	134	134	219	20
F9PB61111	110/110	67,5°	40	86	86	186	20
F9PB81111	110/110	87,5°	57	62	62	179	20
F9PB41211	125/110	45°	18	143	141	243	10
F9PB61211	125/110	67,5°	37	93	88	210	10
F9PB81211	125/110	87,5°	57	68	62	204	10
F9PB41212	125/125	45°	33	152	152	266	10
F9PB61212	125/125	67,5°	48	97	97	266	10
F9PB81212	125/125	87,5°	66	69	69	266	10
F9PB41611	160/110	45°	0	168	159	260	5
F9PB61611	160/110	67,5°	31	113	96	230	5
F9PB81611	160/110	87,5°	59	86	62	225	5
F9PB41612	160/125	45°	12	176	169	282	5
F9PB61612	160/125	67,5°	39	116	104	245	5
F9PB81612	160/125	87,5°	67	86	69	236	5
F9PB41616	160/160	45°	36	193	193	329	4
F9PB61616	160/160	67,5°	58	123	123	281	5
F9PB81616	160/160	87,5°	84	87	87	271	5

Braga doppia HTDA

•Double branch HTDA
•Embranchement double HTDA
•Doppel-Abzweigung HTDA
•Derivación doble HTDA

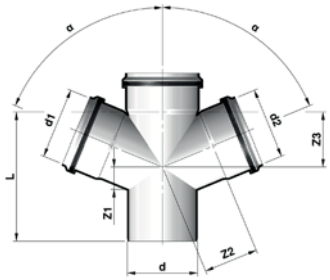

codice	d/d1/d2	α	z1	z2	z3	L	Conf.
F9PBD0505	50/50/50	67,5°	11,6	40	41	113	10
F9PBD4904	90/40/40	45°	7	89	81	148	10
F9PBD4905	90/50/50	45°	7	89	91	148	10
F9PBD1104	110/40/40	67,5°	12	69	46	113	10
F9PBD8104	110/40/40	87°	12	69	26	113	10
F9PBD4105	110/50/50	45°	17	103	91	145	10
F9PBD1105	110/50/50	67,5°	8	71	51	135	10
F9PBD8105•	110/50/50	87,5°	8	73	54	131	10
F9PBD6111•	110/110/110	67,5°	40	85	85	201	10
F9PBD8711	110/110/110	87,5°	45	59	63	182	10

• **Prefabbricata** • Prefabricated • Préfabriqué • Vorgefertigt • Prefabricado

Braga a scagno a 67,50° HTED

•67,5° double corner branch HTED
•Embranchement à 67,5° HTED
•Eckdoppelabzweig mit 67,5° -Ausgang HTED
•Derivación doble a 67,5° HTED

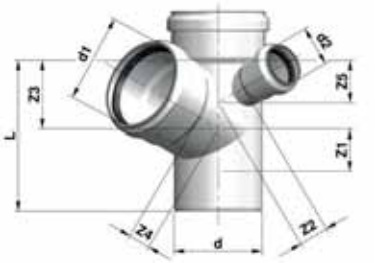

codice	d/d1/d2	α	Z1	Z2	Z3	Z4	Z5	L	Conf.
F9PBS0115•	110/110/50	67,5°	10	48	54	71,5	53	156	10
F9PBS0151•	110/50/110	67,5°	10	48	54	71,5	85,5	188	10
F9PBS1105•	110/50/50	67,5°	40	86	86	85	53	202	10
F9PBS1111•	110/110/110	67,5°	40	86	86	85	85,5	202	10

• **Prefabbricata** • Prefabricated • Préfabriqué • Vorgefertigt • Prefabricado

Ispezione con tappo a vite HTRE

•Inspection with screw cap HTRE
•Visite avec bouchon à vis HTRE
•Inspektionsöffnung mit Schraubstopfen HTRE
•Inspección, con tapón de rosca HTRE

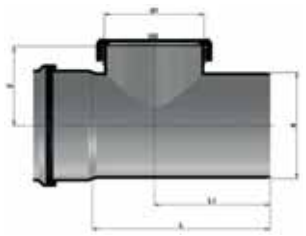

codice	d	d1	L	L1	z	Conf.
F9PIL0505	50	50	115	80	55	20
F9PIL0707	75	75	142	96	66	20
F9PIL0909	90	100	170	107	75	10
F9PIL1111	110	103	185	119	82	10
F9PIL1212	125	103	214	135	97	10
F9PIL1616	160	120	228	158	117	10

Manicotto HTU
•*Sleeve coupler HTU*
•*Manchon HTU*
•*Muffe HTU*
•*Manguito HTU*

codice	d1	h	Conf.
F9PMA0300	32	108	20
F9PMA0400	40	104	20
F9PMA0500	50	104	20
F9PMA0700	75	110	20
F9PMA0900	90	120	20
F9PMA1100	110	126	20
F9PMA1200E	125	180	20
F9PMA1600E	160	204	10

Manicotto doppio bicchiere HTMM
•*Double-socket HTMM*
•*Manchon à double emboîtement HTMM*
•*Doppelbecher-Muffe HTMM*
•*Manguito de doble boquilla HTMM*

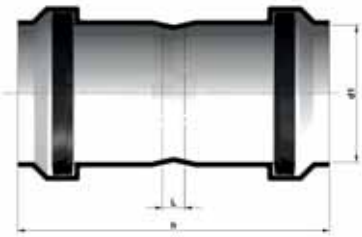

codice	d	L	h	Conf.
F9PM20300	32	3	108	20
F9PM20400	40	9	112	40
F9PM20500	50	9	115	20
F9PM20700	75	10	118	25
F9PM20900	90	11	131	20
F9PM21100	110	12	134	20
F9PM21200	125	42	185	20
F9PM21600	160	49	211	10

Bicchiere a tripla profondità HTLL
•*Triple-depth socket HTLL*
•*Emboîtement à trois profondeurs HTLL*
•*Becher mit dreifacher Tiefe HTLL*
•*Boquilla de profundidad triple HTLL*

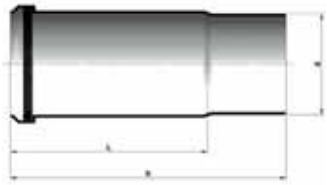

codice	d	L	h	Conf.
F9PM30400	40	112	168	30
F9PM30500	50	114	170	20
F9PM30700	75	185	245	20
F9PM30900	90	177	247	20
F9PM31100	110	185	258	20
F9PM31200	125	129	230	10

Tappo di chiusura HTM
•*Closing plug HTM*
•*Bouchon de fermeture HTM*
•*Verschlußstopfen HTM*
•*Tapón de cierre HTM*

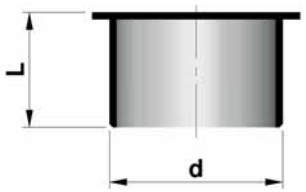

codice	d1	h	Conf.
F9PTC0400	40	23	30
F9PTC0500	50	23	200
F9PTC0700	75	27	30
F9PTC0900	90	39	20
F9PTC1100	110	27	20
F9PTC1200	125	33	10

Aumento HTR
•*Reducer HTR*
•*Augmentation HTR*
•*Erweiterung HTR*
•*Alargadera HTR*

codice	d/d1	z1	L	Conf.
F9PRE0304	32/40	10	53	20
F9PRE0305	32/50	16	66	20
F9PRE0307	32/75	30	85	20
F9PRE0405	40/50	12	62	20
F9PRE0407	40/75	20	80	30
F9PRE0409	40/90	35	105	20
F9PRE0411	40/110	40	100	20
F9PRE0507	50/75	20	73	20
F9PRE0509	50/90	31	100	20
F9PRE0511	50/110	40	100	20
F9PRE0709	75/90	17	86	20
F9PRE0711	75/110	26	86	20
F9PRE0911	90/110	20	90	20
F9PRE1112	110/125	14	101	20
F9PRE1116E	110/160	36	121	20
F9PRE1216	125/160	28	114	10

Riduzione eccentrica
•*Eccentric reducer*
•*Réduction excentrique*
•*Außermittige Reduktion*
•*Reductor excéntrico*

codice	d/d1	L	Conf.
F9PRE0403	40/32	98	20
F9PRE0504	50/40	54	20

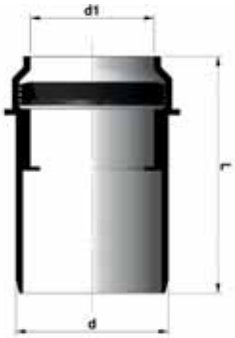

Bicchiere ridotto
•*Reduced socket*
•*Emboîtement pour réduction*
•*Reduktionsbecher*
•*Boquilla para reductor*

codice	d/d1	L	Conf.
F9PRR0403	40/32	65	20
F9PRR0504	50/40	55	20
F9PRR0907	90/75	76	20

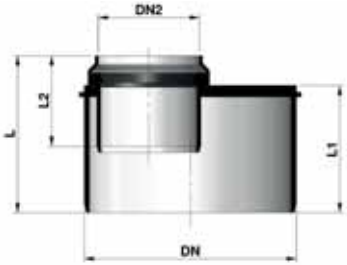

Riduzione eccentrica ad incasso
•*Eccentric built-in reducer*
•*Réduction excentrique à encastrer*
•*Unterputz-außermittige Reduktion*
•*Reductor excéntrico empotrado*

codice	DN	DN2	L	L1	L2	Conf.
F9PRC0704	75	40	75	59	46,5	20
F9PRC0705	75	50	75	59	58	20
F9PRC0904	90	40	77	61	46,5	20
F9PRC0905	90	50	76	61	45,5	20
F9PRC1104	110	40	82	66	54	20
F9PRC1105	110	50	82	66	45,5	20
F9PRC1107	110	75	82	66	56	20
F9PRC1109	110	90	81,5	66	55	20
F9PRC1207	125	75	85	70	55	20
F9PRC1211	125	110	86	68	61	20

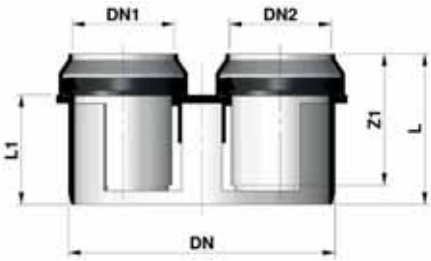

Riduzione doppia
•*Double reducer*
•*Réduction double*
•*Doppel-Reduktion*
•*Reductor doble*

codice	DN	DN2	L	L1	L2	Conf.
F9PRC1144	110	40	40	30	60	10

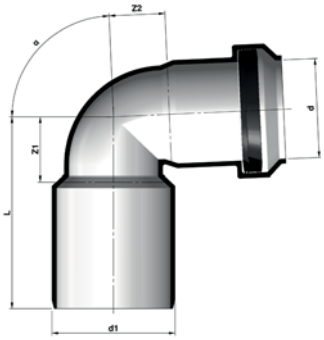

Curva ridotta HTBR
•*Reduced bend HTBR*
•*Courbe réduite HTBR*
•*Reduziertes Kniestück HTBR*
•*Codo corto HTBR*

codice	d/d1	α	Z1	Z2	L	Conf.
F9PCR0405	40/50	87,5°	28	26	78	10

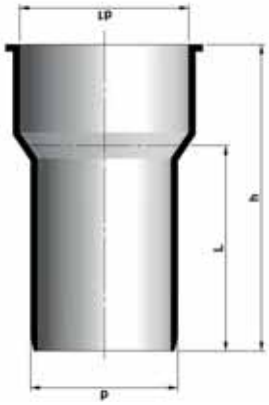

Manicotto per sifone HTS
•*Coupler for trap HTS*
•*Manchon pour siphon HTS*
•*Muffe für Heberleitung HTS*
•*Manguito para sifón HTS*

codice	d	d1	L	h	Conf.
F9PMS0346	30	46	56	83,5	40
F9PMS0446	40	46	56	83,5	20
F9PMS0405	40	50	56	83,5	20
F9PMS0505	50	50	57	82,5	40
F9PMS0506	50	60	55,5	85,5	20

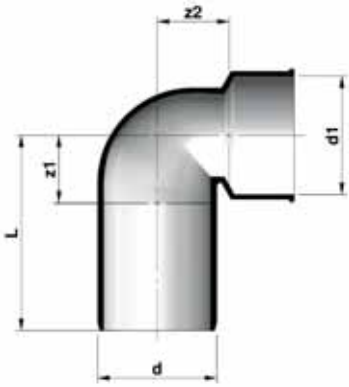

Cutva tecnica completa di tappo HTSW
•*Technical bend HTSW, with plug*
•*Courbe technique HTSW, avec bouchon*
•*Technisches Kniestück HTSW, mit Stopfen*
•*Codo técnico HTSW, con tapón*

codice	d	d1	z1	z2	L	Conf.
F9PCT0346	32	46	23,5	24	76	20
F9PCT0446	40	46	23,5	24	76	20
F9PCT0405	40	50	23,5	24	76	20
F9PCT0505	50	50	28,5	29	82	20
F9PCT0506	50	60	28,5	29	82	30

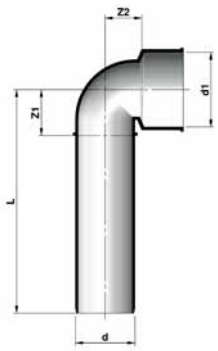

Curva tecnica prolungata completa di tappo HTSWL
•*Extended technical bend HTSWL, with plug*
•*Courbe technique prolongée HTSWL, avec bouchon*
•*Verlängertes technisches Kniestück HTSWL, mit Stopfen*
•*Codo técnico largo HTSWL, con tapón*

codice	d	d1	Z1	Z2	L	Conf.
F9PCTL446	40	46	23,5	20	152	40
F9PCTL405	40	50	23,5	20	152	40

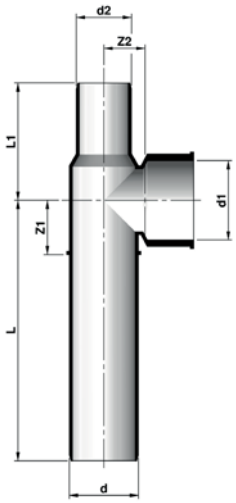

Curva tecnica ventilata completa di tappo HTSW
•*Ventilated technical bend HTSW, with plug*
•*Courbe technique ventilée HTSW, avec bouchon*
•*Belüftetes technisches Kniestück HTSW, mit Stopfen*
•*Codo técnico HTSW ventilado, con tapón*

codice	d	d1	Z1	Z2	d2	L	L1	Conf.
F9PCTV446	40	46	23,5	20	32	152	67	20
F9PCTV450	40	50	23,5	20	32	152	67	20

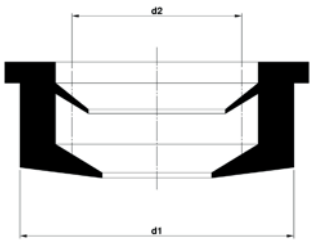

Morsetto
•*Rubber clamp seal*
•*Joint étau en caoutchouc*
•*Klemmendichtung aus Gummi*
•*Guarnición - mordaza de caucho*

codice	d1	d2	Conf.	€/1
F04GC2632	46	26÷32	50	
F04GC4046	46	40	50	
F04GC5058	60	50	50	
F9PMG0501	50	26÷32	20	
F9PMG0502	50	38÷44	20	
F9PMG0601	60	26÷32	20	
F9PMG0602	60	38÷44	20	
F9PMG0603	60	50	20	

Nota: da utilizzare per:
– manicotto per sifone HTS
– curva tecnica HTSW
– curva tecnica prolungata HTSWL
– curva tecnica HTSW ventilata

Note: to be used for:
– coupling for trap HTS
– technical curve HTSW
– extended technical curve HTSWL
– ventilated technical curve HTSW

Note: à utiliser en cas de:
– Manchon pour siphon HTS
– Courbe technique HTSW
– Courbe technique de rallonge HTSWL
– Courbe technique ventilée HTSW 21

Hinweis: zu verwenden für:
– Muffe für Heberleitung HTS
– technisches Kniestück HTSW
– verlängertes technisches Kniestück TSWL
– belüftetes technisches Kniestück TSW

Nota: úsela para:
– manguito para sifón HTS
– codo técnico HTSW
– codo técnico largo HTSWL
– codo técnico HTSW ventilado

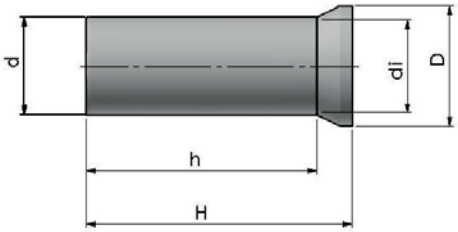

Manicotto HTSK in PP bianco per allacciamento scarico a parete completo di guarnizione
•White PP HTSK coupler for W.C. connection with wall drain complete with white seal
•Manchon HTSK en PP blanc pour raccordement W-C avec évacuation murale doté de joint blanc
•HTSK Muffe aus weißem PP für WC-Anschluss mit Wandabfluss komplett mit weisse Dichtung
•Manguito HTSK de PP blanco para conexiones con el W.C. con descarga de pared, con guarnición blanca

codice	d	D	di	H	h	Conf.	€/1
F04NB0900	90	135	85±5	300	249	10	
F04NB1100	110	135	105±5	300	260	10	

Scontistica linea Coestilen®•Coestilen® discount•Coestilen® rabais•Coestilen® rabatt•Coestilen® descuento

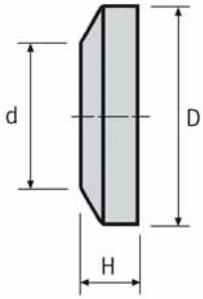

Rosone in PP bianco per manicotto HTSK
•White PP rosette for coupler HTSK
•Collet en PP blanc pour manchon HTSK
•Rosette aus weißem PP für Muffe HTSK
•Roseta de PP blanco para manguetón HTSK

codice	d	D	H	Conf.
F04MA0917	90	145	43	20
F04MA1117	110	160	50	20

Scontistica linea Coestilen®•Coestilen® discount•Coestilen® rabais•Coestilen® rabatt•Coestilen® descuento

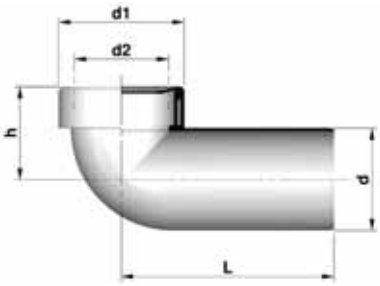

Curva W.C. a 90° bianca completa di guarnizione HTSB
•White PP 90° WC bend with seal
•Courbe W.C. à 90° en PP blanc dotée de joint
•WC-Kniestück 90° aus weißem PP mit Dichtung
•Codo WC a 90° de PP blanco con guarnición

codice	d	d1	d2	L	h	Conf.
F9PCW110B	110	136	120±5	230	100	5

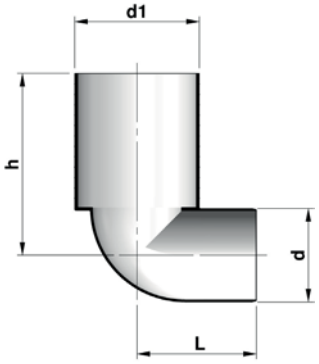

Curva W.C. a 90° HTSBL
•90° WC bend HTSBL
•Courbe W.C. à 90° HTSBL
•WC-Kniestück 90° HTSBL
•Codo WC a 90° HTSBL

codice	d	d1	L	h	Conf.
F9PWL110C	110	120	120	185	10

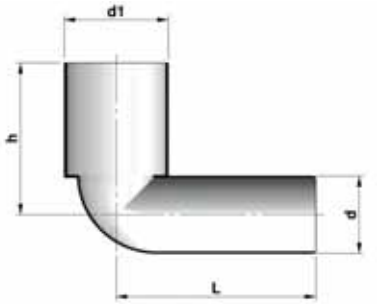

Curva W.C. prolungata a 90° HTSBL
•Extended 90° WC bend HTSBL
•Courbe W.C. de rallonge à 90° HTSBL
•Verlängertes WC-Kniestück 90° HTSBL
•Codo WC largo a 90° HTSBL

codice	d	d1	L	h	Conf.
F9PWL0900	90	120	230	175	5
F9PWL1100	110	120	230	185	5

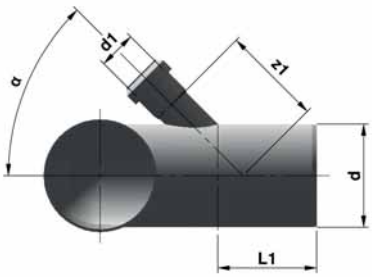

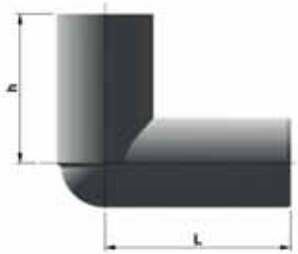

Curva W.C. prolungata con attacco sinistro HTSBL
•Extended WC bend with left branch HTSBL
•Courbe WC de rallonge avec raccord gauche HTSBL
•Verlängertes WC-Kniestück mit Anschluss links HTSBL
•Codo WC largo con unión izquierda HTSBL

codice	d/d1	α	z1	h	L1	L	Conf.
F9PWL09S4	90/40	45°	107	185	105	230	5
F9PWL09S5	90/50	45°	107	185	100	230	5
F9PWL11S4	110/40	45°	105	185	105	230	5
F9PWL11S5	110/50	45°	105	185	100	230	5

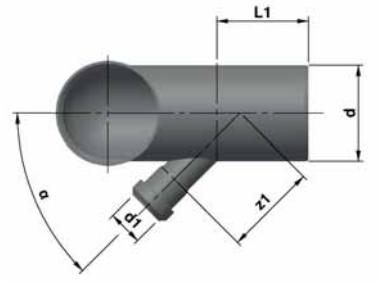

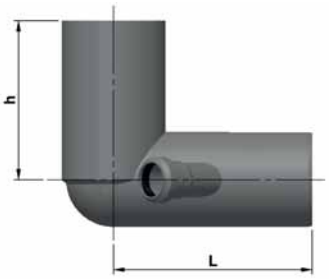

Curva W.C. prolungata con attacco destro HTSBL
•Extended WC bend with right branch HTSBL
•Courbe W-C de rallonge avec raccord droit HTSBL
•Verlängertes WC-Kniestück mit Anschluss rechts HTSBL
•Codo WC largo con unión derecha HTSBL

codice	d/d1	α	z1	h	L1	L	Conf.
F9PWL09D4	90/40	45°	107	185	105	230	5
F9PWL09D5	90/50	45°	107	185	100	230	5
F9PWL11D4	110/40	45°	105	185	105	230	5
F9PWL11D5	110/50	45°	105	185	100	230	5

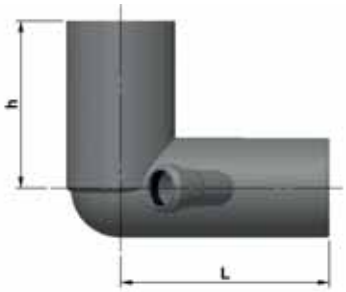

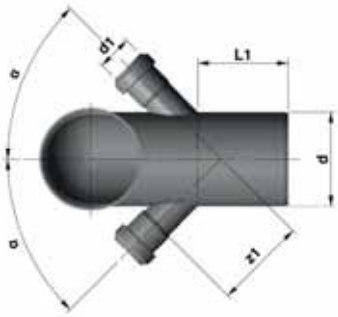

Curva W.C. prolungata con due attacchi HTSBL
•Extended WC bend with 2 branch HTSBL
•Courbe W-C de rallonge avec 2 raccords HTSBL
•Verlängertes WC-Kniestück mit 2 Anschlüssen HTSBL
•Codo WC largo con 2 uniones HTSBL

codice	d/d1	α	z1	h	L1	L	Conf.
F9PWL0924	90/40	45°	107	185	105	230	5
F9PWL0925	90/50	45°	107	185	100	230	5
F9PWL1124	110/40	45°	105	185	105	230	5
F9PWL1125	110/50	45°	105	185	100	230	5

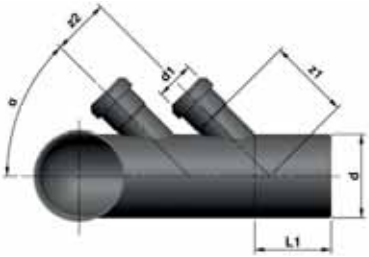

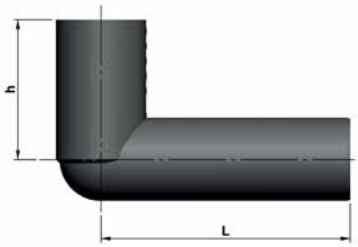

Curva W.C. prolungata con due attacchi sinistri HTSBL
•Extended WC bend with two left branch HTSBL
•Courbe WC de rallonge avec deux raccords à gauche HTSBL
•Verlängertes WC-Kniestück mit zwei Anschlüssen links HTSBL
•Codo WC largo con dos uniónes a la izquierda HTSBL

codice	d/d1/d2	α	Z1	z2	L1	L	h	Conf.	€/1
F9PWL1125S	110/50/50	45°	107	75	100	330	185	10	**46,19**

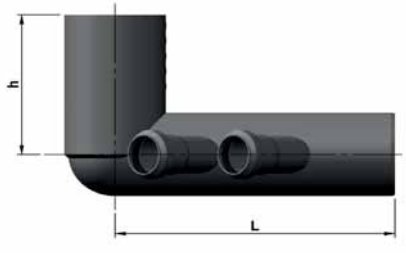

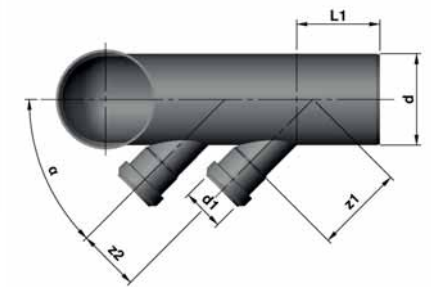

Curva W.C. prolungata con due attacchi destri HTSBL
•Extended WC bend with two right branch HTSBL
•Courbe WC de rallonge avec deux raccords à droit HTSBL
•Verlängertes WC-Kniestück mit zwei Anschlüssen rechts HTSBL
•Codo WC largo con dos uniónes a la derecha HTSBL

codice	d/d1/d2	α	Z1	z2	L1	L	h	Conf.
F9PWL1125D	110/50/50	45°	107	75	100	330	185	10

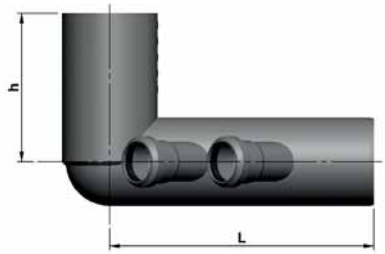

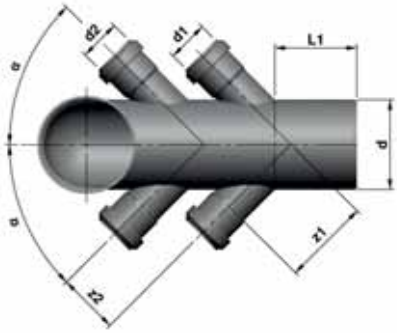

Curva W.C. prolungata con quattro attacchi destri HTSBL
•Extended WC bend with four branch HTSBL
•Courbe WC de rallonge avec quatre raccords HTSBL
•Verlängertes WC-Kniestück mit vier Anschlüssen HTSBL
•Codo WC largo con cuatro uniónes HTSBL

codice	d/d1/d2	α	Z1	z2	L1	L	h	Conf.
F9PWL1145	110/50/50	45°	107	75	100	330	185	10

Curva a 87,5° con attacco frontale HTB
•87,5° WC bend with front branch, HTB
•Courbe HTB à 87,5° pour W-C avec raccord frontal
•Kniestück HTB mit 87,5° für WC mit Frontanschluss
•Codo HTB a 87,5° para WC con unión frontal

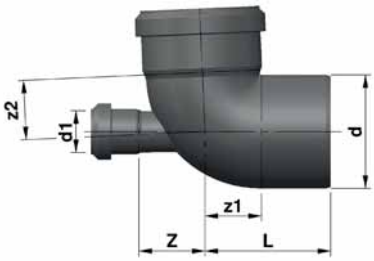

codice	d/d1	L	z1	Conf.
F9PGW1104	110/40	122	64	10
F9PGW1105	110/50	122	64	10

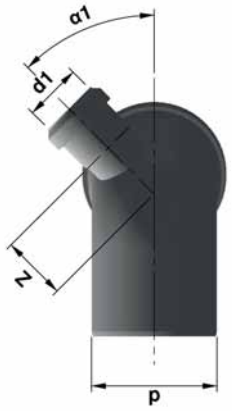

Curva con attacco sinistro a 45° HTB
•Bend HTB with 45° left branch complete with seal
•Courbe HTB avec raccord gauche à 45° dotée de joint
•Kniestück HTB mit Anschluss links auf 45° komplett mit Dichtung
•Codo HTB con unión izquierda a 45° y con guarnición

codice	d/d1	α	L	Z	Conf.
F9PGWA114	110/40	80°	125	57	10
F9PGWB114	110/40	87,5°	125	57	10
F9PGWA115	110/50	80°	125	57	10
F9PGWB115	110/50	87,5°	125	57	10

Curva con attacco destro a 45° HTB
•Bend HTB with 45° right branch complete with seal
•Courbe HTB avec raccord droit à 45° dotée de joint
•Kniestück HTB mit Anschluss rechts auf 45° komplett mit Dichtung
•Codo HTB con unión derecha a 45° y con guarnición

codice	d/d1	α	L	Z	Conf.
F9PGWC114	110/40	80°	125	57	10
F9PGWD114	110/40	87,5°	125	57	10
F9PGWC115	110/50	80°	125	57	10
F9PGWD115	110/50	87,5°	125	57	10

Curva con attacco doppio a 45° HTB
•Bend HTB with 45° double branch complete with seal
•Courbe HTB avec raccord double à 45° dotée de joint
•Kniestück HTB mit doppeltem Anschluss auf 45° komplett mit Dichtung
•Codo HTB con unión doble a 45° y con guarnición

codice	d/d1	α	L	Z	Conf.
F9PGWE114	110/40/40	80°	125	57	10
F9PGWF114	110/40/40	87,5°	125	57	10
F9PGWE115	110/50/50	80°	125	57	10
F9PGWF115	110/50/50	87,5°	125	57	10

Guarnizione per curva W.C.
•Seal for WC bends
•Joint pour courbes WC
•Dichtung für WC-Kniestücken
•Guarniciòn para codos WC

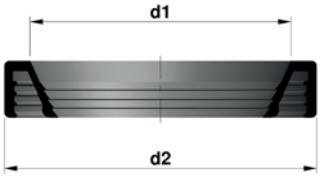

codice	d1	d2	Conf.
F04GW1020	102±5	120	10

Nota: da utilizzare per:
– curva WC prolungata a 90° HTSBL (attacco DX/SX)
– curva WC prolungata con 1-2 attacchi HTSBL
Note: to be used for:
– 90° extended WC curve HTSBL (right/left coupling)
– extended WC curve with 1-2 couplings HTSBL
Note: à utiliser en cas de:
– Courbe W-C de rallonge à 90° HTSBL (raccord droite/gauche)
– Courbe WC de rallonge avec 1-2 raccords HTSBL

Hinweis: zu verwenden für:
– verlängertes WC-Kniestück mit 90° HTSBL (Anschluss Rechts/Links)
– verlängertes WC-Kniestück mit 1-2 Anschlüssen HTSBL
Nota: úsela para:
– codo WC largo a 90° HTSBL (unión derecha/izquierda)
– codo WC largo con 1-2 uniones HTSBL

Sifone Firenze in PP
•Firenze PP trap
•Siphon Firenze, en PP
•PP Heberleitung Firenze
•Sifón Firenze, de PP

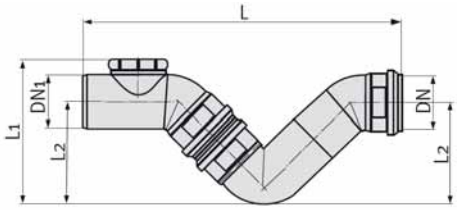

codice	DN	DN1	L	L1	L2	Conf.
F9PSF1111	110	110	553	260	180	5
F9PSF1212	125	125	600	310	200	5

Scontistica linea Coestilen®•Coestilen® discount•Coestilen® rabais•Coestilen® rabatt•Coestilen® descuento

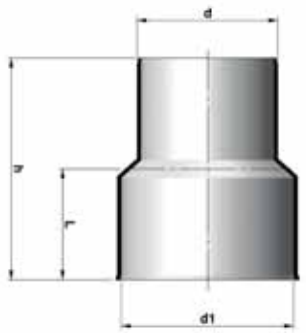

Raccordo per giunzione con tubi in ghisa con doppia guarnizione HTUG
•Fitting for connection with cast iron pipes with double seal HTUG
•Raccord pour jonction à des tubes en fonte avec double joint HTUG
•Anschlußstück für Verbindung mit Rohren aus Gusseisen mit doppelter Dichtung HTUG
•Racor para junta con tubos de fundición con guarnición doble HTUG

codice	d	d1	L	h	Conf.
F9PRA0500	50	72	58	120	20
F9PRA0700	75	82	58	120	20
F9PRA1100	110	124	67	131	15
F9PRA1200	125	151	112	180	20

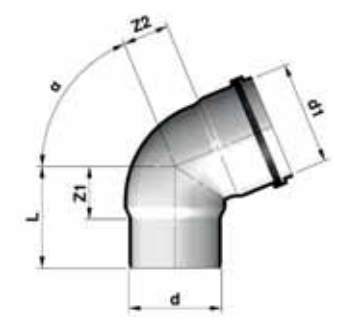

Raccordo in PVC per il collegamento al PVC-PP (ad incollaggio)
•PVC fitting for connection between PVC-PP(Glued)
•Raccord en PVC pour le raccordement entre PVC-PP (par collage)
•Anschlußstück aus PVC für Verbindung zwischen PVC-PP(verklebt)
•Racor de PVC para conectar PVC-PP (de encolado)

codice	d/d1	α	Conf.
F9PG11110	100/110	15°	20
F9PG31110	100/110	30°	20
F9PG41110	100/110	45°	20
F9PG61110	100/110	67°	20
F9PG81110	100/110	87°	20

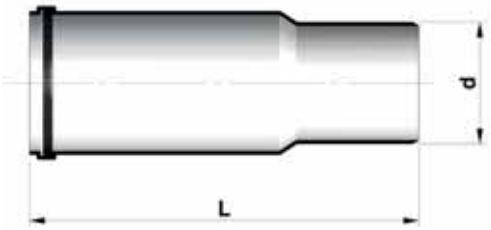

Manicotto scorrevole in PVC per riparazioni (ad incollaggio)
•*Sliding PVC sleeve for repairs (Glued)*
•*Manchon coulissant en PVC pour réparations (par collage)*
•*Gleitmuffe aus PVC für Reparaturen (verklebt)*
•*Manguito de corredera de PVC para reparaciones (de encolado)*

codice	d	L	Conf.
F9PMS1122	110	320	10

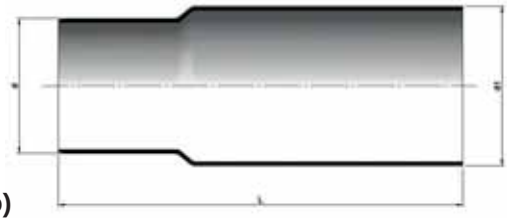

Raccordo in PVC per il collegamento con tubi PP (ad incollaggio)
•*PVC fitting for connection with Eternit pipes (Glued)*
•*Raccord en PVC de branchement sur des tubes Eternit (par collage)*
•*Anschlußstück aus PVC für Verbindung mit Rohren aus Eternit (verklebt)*
•*Racor en PVC para acoplamiento con tubos Eternit (de encolado)*

codice	d/d1	L	Conf.
F9PCE1113	110/130	280	10
F9PCE1114	110/140	355	10

Tronchetto in PVC per il collegamento al PVC (ad incollaggio)
•*PVC stub pipe for connection with PVC (Glued)*
•*Tronçon en PVC de raccord au PVC (par collage)*
•*Anschlußstumpf aus PVC für Verbindung mit PVC (verklebt)*
•*Niple en PVC para acoplamiento con PVC (de encolado)*

codice	d/d1	h	Conf.
F9PVC0404	40/40	108	10
F9PVC0505	50/50	120	10
F9PVC0807	80/75	135	10
F9PVC0910	90/100	148	10
F9PVC1009	100/90	144	10
F9PRD1110	100/110	-	20
F9PVC1110	110/100	180	10
F9PVC1112	110/125	166	10
F9PVC1211	125/110	190	10
F9PVC1212	125/125	182	10

Tagliatubi
•Pipe cutter
•Coupe-tubes à molette
•Rohrschneider
•Tronzadora de tubos

codice	d	Profondità di taglio*	Conf.
F06AT5011	50-110	19 mm	1
F06AT1116	110-160	19 mm	1

*Depth of cut, Profondeur de coupe, Schnittiefe, Profundidad de corte

Rotella di ricambio
•Spare roller
•Galet de rechange
•Ersatz-Unterlegescheibe
•Arandela de recam.

codice	per tagliatubo*	Conf.
F06ATR19**	F06AT5011	1
F06ATR19B**	F06AT1116	1

**** Su commessa** • On order only • Uniquement sur commande • Nur auf Bestellung • Sólo bajo pedido
*For pipe cutter, Coupe-tubes à molette, Rohrschneider, Tronzadora de tubos

Cesoie
•Pipe cutting clipper
•Pince coupe-tubes
•Schneidzange für Rohre
•Tenazas corta tubos

codice	d	Conf.
F07KA1625*	0-25	1
F07KA2640	26-40	1

* Con inserto taglia guaina corrugata

Lame di ricambio
•Replacement blades
•Lames de rechange
•Ersatzmesser
•Hoja de recambio

codice	Per cesoia	Conf.
F07KAL1625	F07KA1625	1
F07KAL2640	F07KA2640	1

*** Su commessa** • On order only • Uniquement sur commande • Nur auf Bestellung • Sólo bajo pedido

Raschietto manuale Coestilen®, Coestherm®
•Scraper for electric sleeves
•Racleur pour manchons électriques
•Abschaber für elektrische Muffen
•Rascador para manguitos eléctricos

codice	Conf.
F06AT1431	1

Smussatore per tubo Coestilen®, Coesprene®, BluePower®,PhoNoFire®
•*Scraper for electric sleeves*
•*Racleur pour manchons électriques*
•*Abschaber für elektrische Muffen*
•*Rascador para manguitos eléctricos*

codice	d	Conf.
F06AT1600	16-160	1
F06AT1601	40-250	1

Coltellino sbavatore
•*Trim Knife*
•*Canif ébarbeur*
•*Abgratmesser*
•*Cuchillo para biselador*

codice	Conf.
F06AT1430	1

Perforatore per sifoni a pavimento
•*Drill tool for floor siphons*
•*Perforateur pour siphons au sol*
•*Perforationsvorrichtung fürfußbodenintegrierte Heberleitungen*
•*Perforador para sifones de pavimento*

codice	d	Conf.
F06AT1401	40	1

Lubrificanti per guarnizioni
•*Grease for gaskets*
•*Lubrifiant pour joints*
•*Schmiermittel für Dichtungen*
•*Lubricante para guarniciones*

codice		Conf.
F06AT1426	250gr	24

Grasso siliconico ad elevate prestazioni per guarnizioni
•*High-Performance silicone grease for gaskets*
•*Gras de silicone a hautes prestations pour garnitures*
•*Hochleistungs-Silikonfett für dichtungen*
•*Grasa de silicona de elevadas prestaciones para conexiones*

codice		Conf.
F06AT1428	1 kg	1

Collare insonorizzato con dado e barra filettata
•Soundproof band with threaded rod
•Manchon insonorisé avec barre filetée
•Schalldicht-Manchette mit Gewindestange
•Abrazadera insonorizada con barra roscada

codice	Dn	fil.*	Conf.
590400	40	M10	15
590500	50	M10	15
590600	63	M10	15
590700	75-78	M10	15
590900	90	M10	15
591100	110	M14	10
591200	125	M14	10
591600	160	M14	5

* Thread, Filetage, Gewinde, Roscado
Scontistica linea BluePower®•BluePower® discount•BluePower® rabais•BluePower® rabatt•BluePower descuento

Collare insonorizzato con dado filettato
•Soundproof band with threaded nut
•Manchon insonorisé avec écrou fileté
•Schalldicht-Manchette mit Gewindemutter
•Abrazadera insonorizada con tuerca roscada

codice	Dn	fil.*	Conf.
560300	32	M10	15
560400	40	M10	15
560500	50	M10	15
565800	58	M10	15
560630	63	M10	15
560700	75-78	M10	15
560900	90	M10	15
561100	110	M14	10
561200	125	M14	10
561300	135	M14	10
561600	160	M14	5
562000	200	M14	5
562500	250	M14	5

* Thread, Filetage, Gewinde, Roscado
Scontistica linea BluePower®•BluePower® discount•BluePower® rabais•BluePower® rabatt•BluePower descuento

Barra filettata

•M10 threaded rod
•Barre filetée M10
•Gewindestange M10
•Barra roscada M10

codice	fil.*	L	Conf.
F06FA1000	MA10	1000	1
F06BF1400	MA14	1000	1

* Thread, Filetage, Gewinde, Roscado

Scontistica linea Coestilen®•Coestilen® discount•Coestilen® rabais•Coestilen® rabatt•Coestilen® descuento

Staffa per soffitto

•Mounting plate
•Bride pour plafond
•Deckenbügel
•Estribo para cielorraso

codice	D1	Conf.
F06SS0100	M10	10
F06SS0140	M14	10

Scontistica linea Coestilen®•Coestilen® discount•Coestilen® rabais•Coestilen® rabatt•Coestilen® descuento

Manicotto tagliafuoco per pareti REI 120, REI 180 e solai REI 180

•Fire stop for REI 120-180 walls, REI 180 floors
•Manchon coupe-feu pour parois REI 120-180, planchers REI 180
•Brandschutzmuffe für Wände REI 120-180, Decken REI 180
•Manguito cortafuego para paredes REI 120-180 y losas REI 180

codice	D1	D2	L	Conf.
F06MT0501	50	73	47,5	1
F06MT0601	63	88	52,5	1
F06MT0701	75	100	62,5	1
F06MT0901	90	125	72,5	1
F06MT1101	110	149	82,5	1
F06MT1201	125	162	92,5	1
F06MT1601	160	209	112,5	1
F06MT2001	200	239	122,5	1

Scontistica linea Coestilen®•Coestilen® discount•Coestilen® rabais•Coestilen® rabatt•Coestilen® descuento

Gresintex
Dalmine Resine
Sirci
SERI GROUP

SERI PLAST
POLYPROPYLENE COMPOUNDS

SERI industrial GROUP

CSQ IQNet
UNI EN ISO 9001:2015

SERIPLAST S.r.l.

Headquarter Office
Strada Prov.le per Gioia
Centro Aziendale Quercete
81016 **SAN POTITO SANNITICO** (CE)
CF/P. I.V.A. 03629690615

Buildingn Division Plant

Via Caduti del Lavoro, 9/A
20096 - **Pioltello** (MI) Italy
tel. +39 02 921361 - fax +39 02 92136227

Infrastructure Division Plant

Via degli Artigiani, 27 località Padule
06024 - **Gubbio** (PG) Italy
tel. +39 075 6210501

info@coes.it

0823 543296
hello@manitacreative.it
www.manitacreative.it